

# Electric height adjustable desks | ConSet.com



**ConSet**

# Electric height adjustable desks

## 501-11



## 501-11

### *Classic*

501-11 is nothing less than a mechanical masterpiece. The frame is a true workhorse and the Bosch motor provides the ultimate reliability. A distinctive and stylish modesty panel set this desk apart and the upper support rails double as cable management. With an impressive 150 kg max load, this is one of our strongest models and our overall best selling unit to date.

# Electric height adjustable desks

**501-11**



# Electric height adjustable desks

## 501-19



## 501-19

### *Stand-alone or grouping tables*

- 501-19 Center is sturdy and compact with a symmetrical design that allows access from all sides. Add the optional 75 mm heavy duty locking casters and rechargeable battery and you have complete mobility without any wires.
- 501-19 Basic is excellent for grouping tables together. With 80 kg as maximum load it can be used with a variety of tabletops. Add castors and a rechargeable battery for additional flexibility.
- 501-19 Design lends unique style to this series with an attractive crescent shaped base, and well suited to be arranged in groups.

# Electric height adjustable desks

501-19



# Electric height adjustable desks

## 501-23



## 501-23

### *Strong and stylish*

501-23 is strong and stylish with integrated cable management. It's expandable length makes it well suited for many top sizes. The symmetrical design makes the frame excellent for conference tables and large work surfaces. Optional 3-column versions accommodate extra long tables and L-shapes configurations. Maximum load is 175 kg.

# Electric height adjustable desks

501-23



# Electric height adjustable desks

## 501-25

### 501-25

#### *Stable and functional*

501-25 is a stable and functional table that meets the basic needs.

Max load on frame is 80 kg but with strong rigidity built into the construction, making it also ideal for L shape tops up to 120 cm deep.

The narrow width of 133 cm makes this table perfect for smaller to medium size work stations.





# Electric height adjustable desks

**501-25**



# Electric height adjustable desks

**501-33**



# Electric height adjustable desks

**501-33**



## **501-33**

*Versatile and stylish*

An elegant and stylish desk designed with a single telescopic open frame. The square columns gives this desk a modern look, which makes it suitable for all kinds of office environments. The 501-33 is available in 3 different colors. Quick and easy to assemble – It's that easy!

# Electric height adjustable desks

501-43



# Electric height adjustable desks

501-43



## 501-43

*Modern design and stylish*

The 501-43 is a 2 or 3 column desk with a sophisticated look, an open double telescope frame structure and a clean cut. You can recognize the 501-43 by its square column and slender foot design. It is available in 3 different colors. Add the third column and you get a desk, which offers plenty of space for all kinds of job functions. The robust frame makes the 501-43 a strong and durable desk for any office environment.

# Electric height adjustable desks

## 501-49



## 501-49

*A minimalistic and elegant look*

An elegant desk with 2 columns designed in a minimalistic look, which will complement any office environment. The round columns are designed with a double telescopic mechanism which allows more overlap between the tubes, resulting in improved travel and stability. The 501-49 is easy to assemble and offers an impressive timeless design.

# Electric height adjustable desks

501-49



# Electric height adjustable desks

## 501-88



## 501-88

### *Functionality and modern design*

The bench 501-88 is very suitable for large office environments and the design makes it easy to separate the desks from each other with a partition screen. Minimize cable clutter and mount a cable tray, which also makes cleaning a lot easier. 501-88 is a functional, robust and durable desk for all purposes.



# Electric height adjustable desks

**501-88**


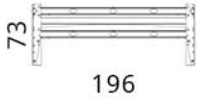

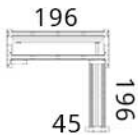


# Electric height adjustable desks

## Frames


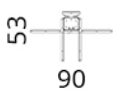



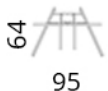


### 501-11 - Technical specifications

Page 2-3

Product photo * featured image	Dimensional drawing * featured image	Item no.	Color	Frame height min/max (cm) incl. tabletop	Max. speed (mm/sec.)	Maximum load (kg)
		501-11 1S116 501-11 1S156 501-11 1S196 501-11 1B116 501-11 1B156 501-11 1B196 *	Silver Silver Silver Black Black Black	65-122	28	150
		501-11 1S156-156A 501-11 1S196-156A 501-11 1S196-196A 501-11 1B156-156A 501-11 1B196-156A 501-11 1B196-196A *	Silver Silver Silver Black Black Black	65-122	28	125

### 501-19 - Technical specifications

Page 4-5


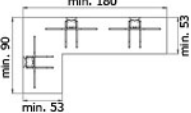

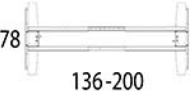



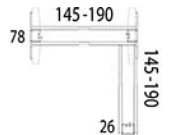
Product photo * featured image	Dimensional drawing * featured image	Item no.	Color	Frame height min/max (cm) incl. tabletop	Max. speed (mm/sec.)	Maximum load (kg)
		501-19 7SW 501-19 7BW *	Silver Black	68-120	28	80
		501-19 7S060 501-19 7B060 *	Silver Black	68-120	28	80
		501-19 7S095 501-19 7B095 *	Silver Black	68-120	28	80
		501-19 7S120 501-19 7B120 *	Silver Black	68-120	28	80

# Electric height adjustable desks

## Frames

### 501-23 - Technical specifications

Page 6-7

Product photo * featured image	Dimensional drawing * featured image	Item no.	Color	Frame height min/max (cm) incl. tabletop	Max. speed (mm/sec.)	Maximum load (kg)
		501-23 7SW2 501-23 7SW3 501-23 7BW2 501-23 7BW3 *	Silver Silver Black Black	68-120	22	175
		501-23 7S200 501-23 7B200 *	Silver Black	68-120	22	175
		501-23 7S400K 501-23 7B400K *	Silver Black	68-120	22	175
		501-23 7S190-190A 501-23 7B190-190A *	Silver Black	68-120	22	175

### 501-25 - Technical specifications

Page 8-9

Product photo * featured image	Dimensional drawing * featured image	Item no.	Color	Frame height min/max (cm) incl. tabletop	Max. speed (mm/sec.)	Maximum load (kg)
		501-25 7S084 501-25 7S133 501-25 7S152 501-25 7S172 *	Silver Silver Silver Silver	68-118	25	70
		501-25 7S152-115A 501-25 7S152-152A 501-25 7S172-172A *	Silver Silver Silver	68-118	25	60

# Electric height adjustable desks

## Frames

### 501-33 - Technical specifications

Page 10-11

Product photo * featured image	Dimensional drawing * featured image	Item no.	Color	Frame height min/max (cm) incl. tabletop	Max. speed (mm/sec.)	Maximum load (kg)
		501-33 7W112	White	68-118	25	80
		501-33 7W129	White			
		501-33 7W152	White			
		501-33 7W172	White			
		501-33 7S112	Silver			
		501-33 7S129	Silver			
		501-33 7S152	Silver			
		501-33 7S172	Silver			
		501-33 7B112	Black			
		501-33 7B129	Black			
		501-33 7B152	Black			
501-33 7B172 *	Black					
		501-33 7W112-152	White	68-118	25	80
		501-33 7S112-152	Silver			
		501-33 7B112-152 *	Black			

### 501-43 - Technical specifications

Page 12-13





Product photo * featured image	Dimensional drawing * featured image	Item no.	Color	Frame height min/max (cm) incl. tabletop	Max. speed (mm/sec.)	Maximum load (kg)
		501-43 7W112	White	65-125	32	100
		501-43 7W129	White			
		501-43 7W152	White			
		501-43 7W172	White			
		501-43 7S112	Silver			
		501-43 7S129	Silver			
		501-43 7S152	Silver			
		501-43 7S172	Silver			
		501-43 7B112	Black			
		501-43 7B129	Black			
		501-43 7B152	Black			
501-43 7B172 *	Black					
		501-43 7W112-152	White	65-125	32	100
		501-43 7S112-152	Silver			
		501-43 7B112-152 *	Black			
		501-43 7W172-172A	White	65-125	32	90
		501-43 7S172-172A	Silver			
		501-43 7B172-172A *	Black			

# Electric height adjustable desks

## Frames





### 501-49 - Technical specifications

Page 14-15

Product photo * featured image	Dimensional drawing * featured image	Item no.	Color	Frame height min/max (cm) incl. tabletop	Max. speed (mm/sec.)	Maximum load (kg)
	 <p>68 174</p>	501-49 7W112	White	65-125	32	100
		501-49 7W129	White			
		501-49 7W152	White			
		501-49 7W172	White			
		501-49 7S112	Silver			
		501-49 7S129	Silver			
		501-49 7S152	Silver			
		501-49 7S172	Silver			
		501-49 7B112	Black			
		501-49 7B129	Black			
		501-49 7B152	Black			
501-49 7B172 *	Black					
	 <p>68 114-154</p>	501-49 7W112-152	White	65-125	32	100
		501-49 7S112-152	Silver			
		501-49 7B112-152 *	Black			






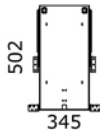

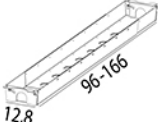

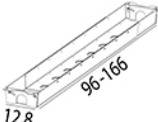

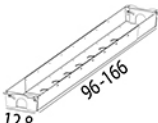


### 501-88 - Technical specifications

Page 16-17

Product photo * featured image	Dimensional drawing * featured image	Item no.	Color	Frame height min/max (cm) incl. tabletop	Max. speed (mm/sec.)	Maximum load (kg)
	 <p>119 43 172</p>	501-88 7W112	White	65-125	32	100
		501-88 7W129	White			
		501-88 7W152	White			
		501-88 7W172	White			
		501-88 7S112	Silver			
		501-88 7S129	Silver			
		501-88 7S152	Silver			
		501-88 7S172	Silver			
		501-88 7B112	Black			
		501-88 7B129	Black			
		501-88 7B152	Black			
501-88 7B172 *	Black					
	 <p>119 43 112-152</p>	501-88 7W112-152	White	65-125	32	100
		501-88 7S112-152	Silver			
		501-88 7B112-152 *	Black			

# Electric height adjustable desks

## Accessories

Product photo	Dimensional drawing		Item no.
		Control panel - programmable	139250
		Castor set, 501-19	501-19 HXXX
	 <p>502 345</p>	501-19 Tilt device - whole top tilt	501-19 V-HEL
	 <p>12,8 96-166</p>	Universal cable-tray, Black	501-XX CB096-166
	 <p>12,8 96-166</p>	Universal cable-tray, Silver	501-XX CS096-166
	 <p>12,8 96-166</p>	Universal cable-tray, White	501-XX CW096-166
		Battery pack, 24VDC/1,7AH	BAT-24-1,7

# Electric height adjustable desks

## General information

### ONE MOTOR THAT DOES IT ALL

Prolonged sitting has become part of everyday life for many office employees. When you're sitting still in front of a computer for hours every day, the risk of injuries increases and it influences your level of energy. A height adjustable desk from ConSet gives you the ability to go from the sitting to the standing position whenever you wish at the push of a button. The technique in and around the motor is the heart of the desk. It ensures calm and gentle movements when you wish to move the table top either up or down and it ensures that the table top is always evenly adjusted.

With ConSet you get a one-motor-desk that does it all.

- Reliable
- High quality
- Great lifting capacity
- High construction strength
- Good prices

### STRENGTH & STABILITY

Stability means everything when you're choosing an office desk. Every height adjustable desk from ConSet is made from quality materials and meet both the EU and Danish working environment authority's demands on a flexible and ergonomic workplace. This ensures you a stable and long lasting desk – and greater employee well being. Unlike many tables that have two motors, a ConSet table withstands an uneven load. This means that you can place your office equipment anywhere on the table top. The total load on the desk frame must always be within the maximum working load that is specified for each ConSet product.

### ENVIRONMENT

At ConSet we think it is important to minimize environmental impacts. We want to take responsibility for ensuring that our products are made respecting the environment. We do this in several ways:

- Our wood products are FSC labelled, which is a guarantee that you can buy our tabletops and other wood products in good conscience. FSC criteria prohibits conversion of forests or any other natural habitat.
- All electronic equipment meet RoHS framework for the reduction of hazardous substances in electronics, whereby the environmental impact is minimized.
- Through Elretur (Denmark), we ensure that electronic waste is managed environmentally under the WEEE directive.

### CE MARKING & PRODUCT APPROVALS

All ConSet electric height adjustable desk frames are CE marked in collaboration with the Technological Institute in Denmark. CE marking is a requirement for height adjustable desk frames and it allows you to be sure that the producer has been through all aspects of security risks. Furthermore, our power supplies are GS-tested (German standard).

EN 527-1/2/3: Dimensions / Mechanical safety requirements / Methods of Test for the Determination of Stability and Strength of the structure  
DS/EN 12720-21-22: Furniture - Assessment of surface resistance to cold liquids, wet and dry heat.

### CONSET - A DANISH COMPANY

ConSet was founded in 2000 in Denmark, and our basic philosophy was that ergonomics should not be expensive. We began with the idea to develop and manufacture high quality electric height adjustable desks and to make them affordable so more people could experience the benefits of sit-stand desks. The company has succeeded well and now has distribution and subsidiaries throughout the world.



### Frames

Black (RAL 9004)



Silver (RAL 9006)



White (RAL 9016)





ConSet A/S  
Industrivej 23  
6900 Skjern  
Denmark

Phone: +45 9680 0080

[conset@conset.com](mailto:conset@conset.com)  
[www.conset.com](http://www.conset.com)

**ConSet**

347420\_1 | (c) ConSet A/S | We reserve the right to make changes at any time without prior notice. | We accept no responsibility for printing errors.